

Installing Symantec VIP Mobile App for Remote Access to Community Regional Medical Centers

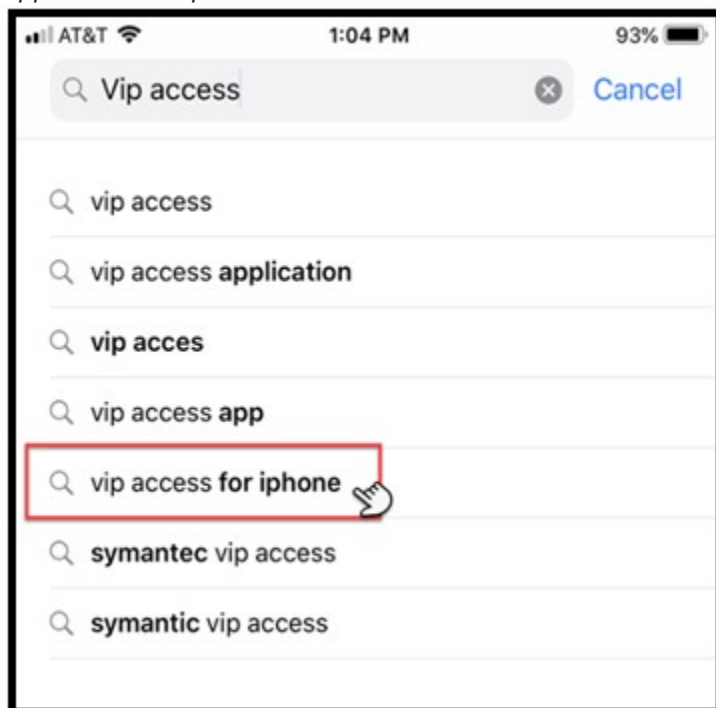
The "VIP Access" app will provide you with a security code that is unique to your device.


This app will retrieve the security code required to login to the Community Medical Centers Remote site.

After installing this app, it will provide you with a "Credential ID" number (What your Remote Access Requestor will need from you to put in a request to get your access) and a "Security Code" (what you will enter for passcode when logging in remotely).

From an Apple iPhone or iPad:

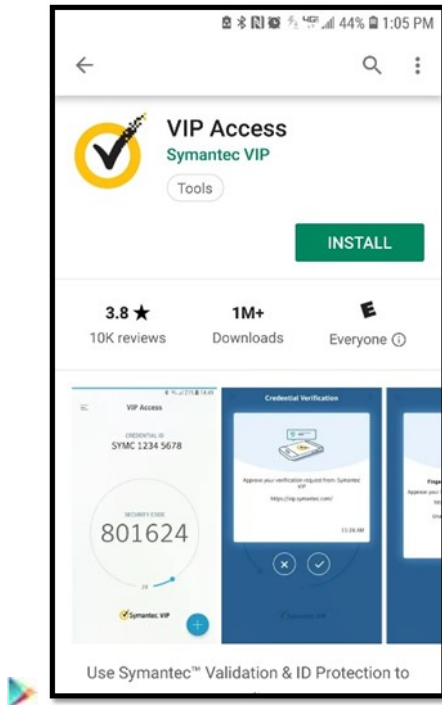
App Store Example:



1. Open your "App Store" application , search for "VIP access", locate the application that says "VIP Access for iPhone".
2. Touch "Get" to download the free application; if you've previously downloaded before, there might be a cloud icon instead of "Get", but they work the same.
3. Provide your requestor with the "CREDENTIAL ID" Typically starting with SYMC

From an Android Phone or Tablet:

Google Play Store Example:



1. Open the Google Play store, search for "VIP Access" (Might display as Symantec VIP Access).
2. Select the free app and tap "Install".
3. Provide your requestor with the "CREDENTIAL ID" typically starting with SYMC